

Rhodes

Modular Shelving

Designed for effortless assembly and limitless adaptability, the Rhodes range offers a stylish, configurable solution for modern workspaces. Whether you're looking to create functional zones or display essentials with flair, Rhodes delivers the ultimate in flexibility.

In today's open plan environments, businesses need adaptable systems that define space without permanent construction. The Rhodes Modular Shelving system rises to this challenge with a versatile, multi-purpose design catering to a variety of workspace needs all in one system.



Rhodes Modular Shelving in New Oak Finish

Features

Certified Quality & Sustainability:

Configurable to custom fit any space, meeting diverse storage needs through multiple storage options including cubbies and cabinets.

Optimised Storage & Aesthetics:

Add display shelves and planters for a consistent, professional look.

Adjustable Feet:

Ensure perfect levelling on any surface.

Durable Construction:

Powder-coated steel frame with melamine shelving for longlasting use.

Versatile Configurations:

Available in 1234 mm, 1617 mm, 2000 mm and 2383 mm height options to suit various spaces.

GECA Certified:

GECA Certification is available upon request.

Warranty:

10 Year Warranty

Dimensions

Frames	
H1234 mm	W840 x D400 mm
H1617 mm	W840 x D400 mm
H2000 mm	W840 x D400 mm
H2383 mm	W840 x D400 mm
Components	
Base Cabinet	W800 x D400 x H710 mm
Small Cabinet	W800 x D400 x H362 mm
Inset Shelf Planter*	W800 x D400 x H181 mm
Large Cubby	W800 x D400 x H362 mm
Small Cubby	W400 x D400 X H362 mm
Top Shelf Planter Single Bay*	W840 x D400 X H181 mm
Top Shelf Planter Double Bay*	W1660 x D400 X H181 mm

*Planters do not include plants.

Melamine Finish

Frame



New Oak
Ravine



Nordic
Maple



Black
Powdercoat



Frame

- 1 1234 mm Frame
- 2 1617 mm Frame
- 3 2000 mm Frame
- 4 2383 mm Frame

Components

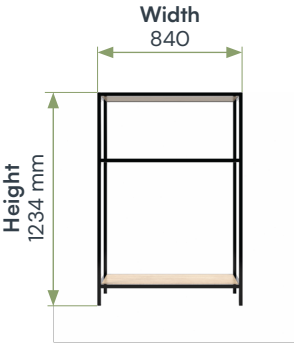
- A Base Cabinet
- B Small Cabinet
- C Top Shelf Planter Small
- D Top Shelf Planter Large
- E Large Cubby
- F Small Cubby
- G Inset Shelf Planter
- H AcoustIQ
(Available upon request—ask for colour options)

*Does not come with Plants.

Rhodes Frame Specifications

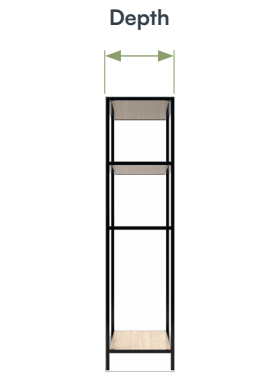
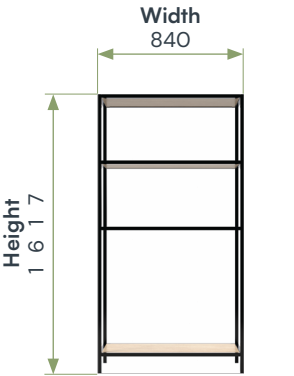
1

H1234



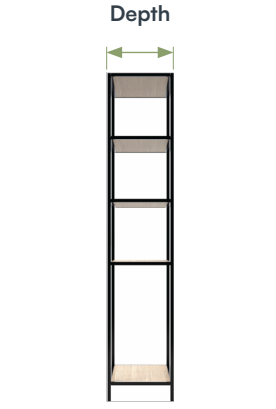
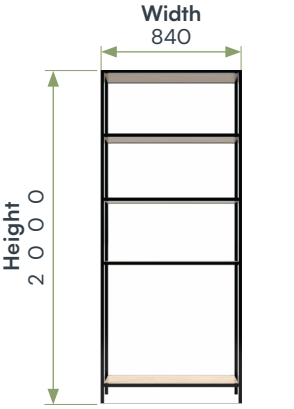
2

H1617



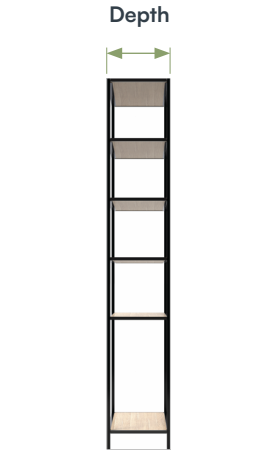
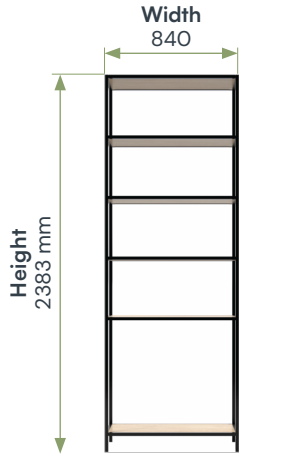
3

H2000


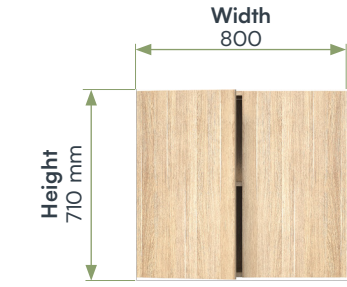
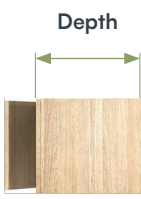






4

H2383



Rhodes Component Specifications

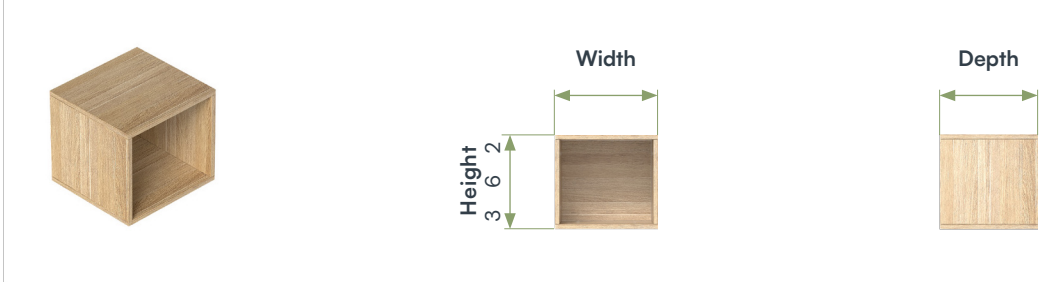
A	Base Cabinet			
B	Small Cabinet			
C	Top Shelf Planter			
D	Top Shelf Planter			

Rhodes Component Specifications

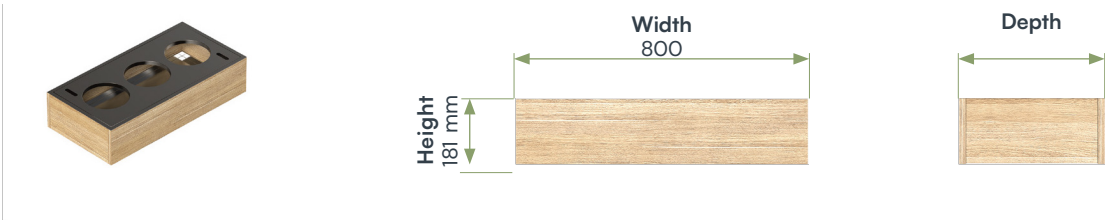
D Large Cubby



F Small Cubby



G Inset Shelf Planter



Sample Configurations

Configure your layout by adding frames side-by-side. Start with a single bay, or scale up to suit your space. Add 820mm for each additional bay. Each frame includes standard shelving.

